




Blade® Hybrid Mount Kit

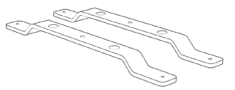
Hybrid mount kits can be used in multiples for Blade lights greater than 30"



Setup RMS and HMS components sold separately



A.
4x Blade Mount Clips



B.
2x Hybrid Mount Brackets



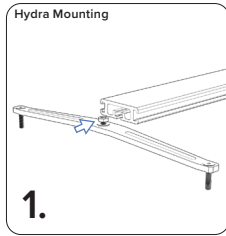
C.
4x Hybrid Clip Mount Screws



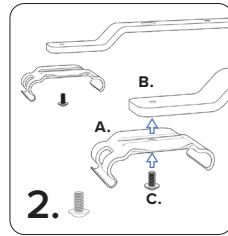
D.
4x Hybrid Radion Mount Screws



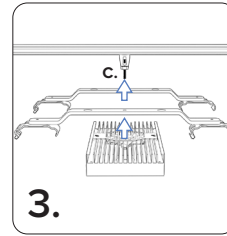
E.
2x Hybrid Hydra Mount Screws



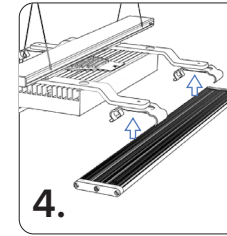
Slide the HMS Mounting Bracket to the desired location on HMS Rail



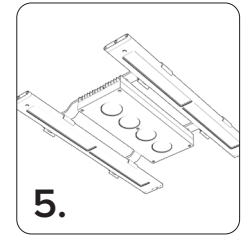
Using Hybrid Clip Mounting Screws attach the four Blade Mounting Clips to the brackets



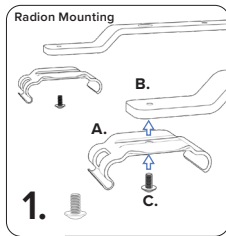
Using the two Hybrid Hydra Mount Screws attach the assembled brackets to light



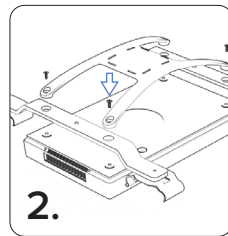
Slot the Blade lights into the Blade Mounting Clips on either side of the complete assembly



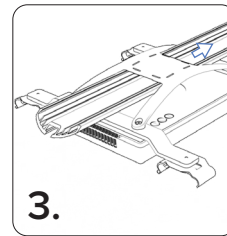
Mounting longer Blade lights is made possible by using two or more Hybrid Mounting Kits



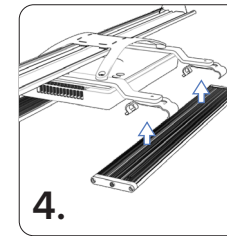
Using Hybrid Clip Mounting Screws attach the four Blade Mounting Clips to the Brackets



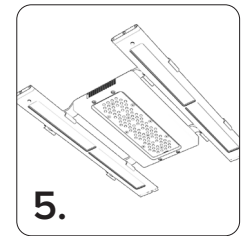
Using RMS X Bracket and Radion Mount Screws attach the assembled Brackets to light.



Slide the bracket and light assembly to desired location on the RMS rail.



Slot the Blade lights into the Blade Mounting Clips on either side of the complete assembly



Mounting longer Blade lights is made possible by using two or more Hybrid Mounting Kits