
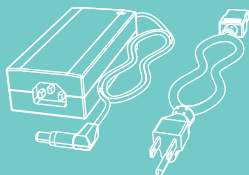


# Quick Start


## WHATS IN THE BOX



AI LED Module



AC Adapter



Data Cable

1

Remove from packaging.

2

Connect each module by attaching controller (*sold separately*) and data cables to the labeled data ports.

3

Plug AC adapter into labeled power port on each module. (Do not plug into wall yet).

4

Securely mount each module with the mounting apparatus of your choice. (See instructions below).

5

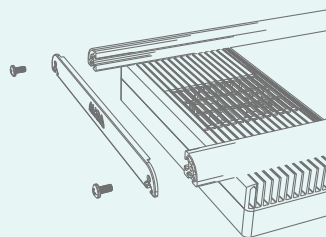
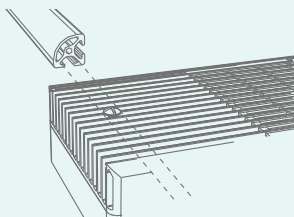
Power on module by plugging in adapters into GFCI 15 to 20 amp rated power strip or GFCI wall plug-in.

### NOTE

*The AI LED System will ramp to 100% full intensity if a controller is not connected to the System. Fans will not turn on until ambient temperature is reached which may take up to 30 minutes based on ambient temperature and intensity.*

## Mounting

1. Loosen mounting screws.
2. Slide module onto mounting rails.
3. Attached plastic cap with included screws.



## Acclimation Period

Every aquarium's lighting needs are different. Sudden changes in aquarium lighting may upset, harm or kill your aquarium livestock. The Aqualllumination LED System, may be considerably brighter than your previous light setup.

If you are adding the Aqualllumination LED System to an aquarium that contains livestock, we do not recommend that you initially set the Aqualllumination LED System at 100% output.

We recommend that you implement an initial acclimation period for your Aqualllumination System. Start with a light level that is less than or equal to current light output, and slowly increase the lighting levels as needed. A light meter, such as a lux or PAR meter, is recommended for finding previous lighting levels and setting the Aqualllumination LED System. To find the desired lighting levels, turn the controller to "Manual" mode. Adjust color and lighting levels accordingly.

The light duration and intensity needs for an aquarium vary greatly depending on the aquarium's inhabitants. Aqualllumination cannot determine these needs. If you are unsure about an aquarium's lighting needs, check with your local aquarium stores, aquarium maintenance personnel, local aquarium clubs or online venues.

## Maintenance

- Inspect the light System regularly.
- Do not lay objects on top of the System, controller, or power supply.
- Unplug the light System from the outlet when cleaning to prevent any shock hazards.
- Wipe System with damp cloth once a week. DO NOT use ammonia-based cleaners. Avoid the power plug area. A can of compressed air may be used to blow dust out of the heat sink fins. Wiping and blowing unwanted buildup will help prevent salt creep and hard water spots from accumulating.
- Do not allow any liquids to pool on top of or inside the light System. The light System is not water proof. Do not submerge in water, saltwater, or other solutions.

# Disclaimers/Safety Warnings

Incorrect usage of this device could cause bodily injury or death. Follow all safety guidelines when assembling and using this fixture.

Read all instructions and all warnings prior to use of the Aqua Illumination light fixture.

Use caution, and be aware of any shock hazards. The Aqua Illumination light fixture is NOT waterproof. Do not get the unit wet and never submerge any part or cord in water, saltwater, or other solutions.

Aqua Illumination is not responsible for shock, damage, or loss of livestock, aquariums, equipment or furniture or dwellings due failure to follow the contained instructions, inadequate mounting or nonintended use(s).

LED lights produce extremely intense light output that may damage or injure your eyes. Do not look directly into the LED's or LED lenses any time the fixture is illuminated.

Only use the provided electronics, hardware and approved accessories as other pieces of equipment may not be compatible with this fixture. Do not attempt any repairs to the modules. Any unauthorized repairs will void your warranty.

Connect the power supply to a ground fault circuit interrupter (GFCI) power source. As with all electronics, use of a surge suppressor is recommended to prevent against damage to the unit from power surges.

## Limited Warranty

C2 Development warrants to the original purchaser only that the Aqua Illumination Lighting Product will be free from defects in material and workmanship under normal use for a period of thirty (30) days from the date of purchase of either one (1) year from the date of purchase – if the product is properly registered through the registration process below provided that the product is installed and used properly and consistent with the product manual. No representation or warranty by any C2 Development salesperson, dealer, agent representative, employee, or any other individual or entity acting or purporting to act on behalf of C2 Development, shall be binding upon C2 Development other than as expressly set forth herein. This limited warranty applies only to the original purchaser and is not transferable from the original consumer purchaser. In the event of a limited warranty claim, proof of purchase will be required.

C2 Development's warranty shall not apply: (i) to any damaged Aqua Illumination Lighting Product that has been subjected to accident, misuse, neglect, alteration, acts of God, improper handling, improper transport, improper storage, improper use or application, improper installation, improper testing or unauthorized repair, operation outside recommended parameters (as described in the applicable product manual, for example, damage from saltwater spray or heat), power fluctuation or failure, subjection to abnormal physical or electrical stress, use of incompatible products, non-approved power supplies/connections, or similar circumstances (ii) to any Aqua Illumination Lighting Product where product been exposed to water or (iii) to cosmetic problems or defects that result from normal wear and tear under ordinary use, and do not affect the performance or use of the product. C2 Development's warranty applies only to a product that is manufactured by or for C2 Development and identified by the Aqua Illumination, trade name or product identification logo affixed to the product. If you notice a problem with your Aqua Illumination Lighting Product, do not attempt to repair it yourself. Any attempts at self repair shall void this limited warranty. C2 Development shall not be held liable for damage to any aquarium, aquarium life forms, or other personal objects due to improper use of the device. If the product develops a covered defect within the one-year period, C2 Development will, at its option, either repair or replace the Aqua Illumination Lighting Product without charge, provided that the Aqua Illumination Lighting Product is returned during the warranty period.

**NOTE: FOR THE ONE (1) YEAR WARRANTY TO BECOME EFFECTIVE, THE PRODUCT TO WHICH THIS LIMITED WARRANTY RELATES MUST BE REGISTERED WITHIN THIRTY (30) DAYS OF PURCHASE. INSTRUCTIONS FOR REGISTRATION ARE INCLUDED BELOW.**

**OBTAINING WARRANTY SERVICE:** If this product proves defective during the Warranty Period, contact C2 Technical Support (at the address listed below) for instructions on how to obtain warranty service.

Street Address:  
C2 Development, Inc.  
103 E. 6th Street  
Suite #100  
Ames, IA 50010  
Phone: (515) 257-6406  
Online Support System: <http://www.aquailumination.com/support/>

Please be prepared with your product model and serial number, as well a proof of purchase. DATED PROOF OF ORIGINAL PURCHASE IS REQUIRED TO PROCESS WARRANTY CLAIMS. REGISTRATION OF YOUR PRODUCT SATISFIES THE PROOF OF PURCHASE REQUIREMENT. If you are requested to return your product to C2, you will be given a Return Materials Authorization (RMA) number. You are responsible for properly packaging and shipping your product to C2, this includes the cost of shipping and any applicable insurance (both to and from C2's factory). C2 is not responsible for, and this limited warranty does not cover, damage to products incurred in shipping. Please take efforts to package your product properly. You must include the RMA number and, if the product is not registered a copy of your dated proof of original purchase when returning your product. Products received without an RMA number and, if applicable, dated proof of original purchase will be rejected. Do not include any other items with the product that you are returning to C2.

Repairs or replacements not covered under this limited warranty will be subject to charge at C2's then-current rates.

C2 DEVELOPMENT DISCLAIMS ALL OTHER WARRANTIES WHETHER ORAL OR WRITTEN, EXPRESS OR IMPLIED, TO THE FULLEST EXTENT ALLOWED BY APPLICABLE LAW. NO IMPLIED WARRANTY OF FITNESS FOR A PARTICULAR PURPOSE OR MERCHANTABILITY SHALL APPLY EXCEPT AS REQUIRED BY APPLICABLE LAW. C2 DEVELOPMENT DOES NOT AUTHORIZE ANY PERSON OR BUSINESS ENTITY, INCLUDING ITS AUTHORIZED DEALERS, TO CREATE FOR IT ANY OBLIGATIONS, LIABILITIES, OR OTHER WARRANTIES IN CONNECTION WITH THIS PRODUCT.

ALL WARRANTIES ARE VOID IF THERE IS DAMAGE TO THE AQUA ILLUMINATION LIGHTING PRODUCT THAT IS NOT A RESULT OF A DEFECT IN THE MATERIALS OR WORKMANSHIP. THE SOLE AND EXCLUSIVE REMEDY FOR ALL CLAIMS THAT YOU MAY HAVE ARISING OUT OF OR IN CONNECTION WITH YOUR USE OF THIS PRODUCT, WHETHER MADE OR SUFFERED BY YOU OR ANOTHER PERSON AND WHETHER BASED IN CONTRACT OR TORT, SHALL BE REPAIR OR REPLACEMENT OF THE PRODUCT. IN NO EVENT WILL C2 DEVELOPMENT BE LIABLE TO YOU OR ANY OTHER PARTY FOR ANY DIRECT, INDIRECT, GENERAL, SPECIAL, INCIDENTAL, CONSEQUENTIAL, EXEMPLARY OR OTHER DAMAGES ARISING OUT OF THE USE OR INABILITY OF TO USE THE PRODUCT (INCLUDING, WITHOUT LIMITATION, DAMAGES FOR LOSS OF BUSINESS PROFITS, BUSINESS INTERRUPTION, LOSS OF INFORMATION OR ANY OTHER PECUNIARY LOSS, DAMAGE TO YOUR AQUARIUM OR ANY AQUARIUM INHABITANTS), OR FROM ANY BREACH OF WARRANTY, EVEN IF C2 DEVELOPMENT HAS BEEN ADVISED OF THE POSSIBILITY OF SUCH DAMAGES. IN NO CASE SHALL C2 DEVELOPMENT'S LIABILITY EXCEED THE AMOUNT YOU PAID FOR THE PRODUCT. IF YOU DISAGREE WITH THESE TERMS AND CONDITIONS DO NOT USE THE AQUA ILLUMINATION LIGHTING PRODUCT.

Some states do not allow the exclusion or limitation of incidental or consequential damages, so the above exclusions may not apply to you. C2 Development's warranty is governed by the laws of the State of Iowa, excluding its conflict of laws principles and excluding the provisions of the United Nations Convention on Contracts for the International Sale of Goods. This warranty gives you specific legal rights, and you may also have other rights, which vary from state to state.

**TECHNICAL SUPPORT:** This limited warranty is neither a service nor a support contract. Information about C2's current support offerings and policies can be found at <http://www.aquailumination.com/support/>.

## Product Registration

**PLEASE DO NOT DISREGARD C2 WARRANTY REGISTRATION CARD**

**IMPORTANT:** Registration of this C2 product must be completed within thirty (30) days from the date of purchase for the one (1) year Warranty Period to become effective. Otherwise, the Warranty Period for this C2 product is thirty (30) days.

**REGISTRATION:** Your product can be registered in any of the following ways:

**Website:** To register online, visit <http://www.aquailumination.com/> Choose the "Support" link at the top of the page. Then, select the "Warranty Registration" link to register your product.

**Mail:** To register by mail, complete the enclosed Warranty Registration Card and send to the address shown below (must be received within thirty (30) days from purchase).

C2 Development, Inc.  
103 E. 6th Street  
Suite #100  
Ames, IA 50010